










PEOPLE IN NEED BY SECTOR

SECTOR	PEOPLE IN NEED	PEOPLE IN ACUTE NEED	BY SEX & AGE			
			MEN	WOMEN	BOYS	GIRLS
 CAMP COORDINATION AND CAMP MANAGEMENT (CCCM)	1.19M	1.17M	0.27M	0.27M	0.33M	0.32M
 EDUCATION	5.55M	2.93M	0.27M	0.21M	2.64M	2.42M
 FOOD SECURITY AND AGRICULTURE	16.15M	5.11M	3.94M	3.88M	4.25M	4.07M
 HEALTH	20.07M	11.55M	4.96M	4.89M	5.22M	5.00M
 NUTRITION	7.56M	4.71M	-	2.46M	2.60M	2.50M
 PROTECTION	15.77M	8.04M	3.62M	3.54M	4.39M	4.22M
 REFUGEES AND MIGRANTS MULTI SECTOR (RMMS)	0.28M	0.28M	0.13M	0.08M	0.03M	0.03M
 SHELTER/NON FOOD ITEMS (NFI)	7.34M	2.91M	1.70M	1.65M	2.03M	1.94M
 WATER, SANITATION AND HYGIENE (WASH)	15.36M	8.66M	3.47M	3.47M	4.30M	4.13M